

iSkin.com/nanoVibes/faq

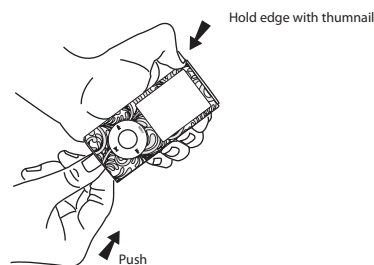
English Español Français
简体中文 繁體中文 한국어 日本語



5 Removing the iPod nano



STEP 1:
Gently squeeze your iSkin nano Vibes + iPod nano 4G from both sides. This will loosen the iSkin nano Vibes, and detach it from the iPod nano 4G's surface.



STEP 2:
Place your thumbnail on the top edge of the iSkin nano Vibes (note: your thumbnail should not be touching the iPod nano 4G) and push from the bottom to nudge the nano out of the iSkin.

STEP 3:
Flip the iSkin nano Vibes + iPod nano 4G over. Repeat STEP 2.

STEP 4:
Repeat STEP 2 and STEP 3 in a cycle, gently "nudging" the iPod nano 4G out of the iSkin Vibes. Do this until the iPod nano 4G is completely removed.

1 Year Limited Warranty

iSkin Inc. warrants to the original purchaser that the product will be free from defects in materials and/or workmanship for the period of 1 Year. The warranty period commences on the date of purchase from the authorized reseller/retailer. Your original purchase invoice, showing the date of purchase of the product from the reseller/retailer is your proof of the date of purchase. This proof of purchase is mandatory for any warranty issues. iSkin Inc. at its option will repair or replace, at no charge, any part that iSkin Inc. determines to be defective.

This warranty shall not apply if the product has been damaged by abuse, misuse, negligence, accident, modification, tampering or by any other causes unrelated to defective materials and/or workmanship including acts of God. iSkin's warranty only covers product(s) made by iSkin and does not cover third party product(s) sold by other companies. iSkin acknowledges that with normal use of products made by iSkin, the purchased product(s) will provide satisfactory performance as specified by product performance literature.

Repair or replacement as provided under this warranty is iSkin's exclusive right. ANY APPLICABLE IMPLIED WARRANTIES, INCLUDING WARRANTIES OR MERCHANTABILITY AND FITNESS FOR A PARTICULAR PURPOSE ARE HEREBY LIMITED TO 365 DAYS FROM THE DATE OF PURCHASE AND ARE SUBJECT TO CONDITIONS SET FORTH IN THIS LIMITED WARRANTY. IN NO EVENT SHALL iSkin Inc. BE RESPONSIBLE FOR INCIDENTAL DAMAGES RESULTING FROM THE BREACH OF ANY EXPRESS OR IMPLIED WARRANTIES. This warranty gives you specific legal rights, and you may also have other legal rights, which vary from state to state, province to province, valid in the United States and Canada. Any shipping or other cost such as customs incurred costs, etc. from outside North America is the customers' responsibility.

Exclusions and Limitations

This Limited Warranty applies only to hardware product manufactured by iSkin Inc. that can be identified by the "iSkin" trademark, trade name, or logo affixed to it. This Limited Warranty does not apply to any non-iSkin products. This will include third party products packaged or sold with iSkin, any third party manufacturer may supply their own product warranty.

All inquiries with regards to the product warranty may be directed to: www.iSkin.com/warranty

Send us your feedback

We'd love to hear from you.

Customer comments and suggestions are important to the development of future iSkin products.

Send your feedback to:
feedback@iSkin.com

See Warranty Information on reverse.
See iSkin.com for details.

Notice to user:

iSkin Inc. shall not be responsible for any damage, including consequential damage caused by defective goods, personal injuries, property damage or consequential economic loss.

iSkin does not guarantee suitability of its product for your application. Furthermore, iSkin Inc., shall not be responsible for any damage, loss of data, service, or otherwise caused to the iPod when used with this product.



The iSkin word mark and logo are registered trademarks of iSkin Inc., registered in Canada, the United States and other countries. All Rights Reserved 2008. Apple and iPod are trademarks of Apple Inc., registered in the U.S. and other countries. Other company and product names mentioned herein are trademarks of their respective companies.

Printed in China.

iSkin
Vibes



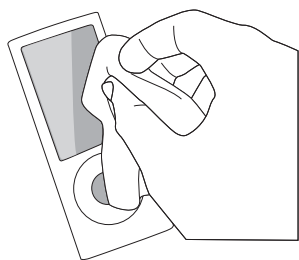
User Guide

For
iPod nano
4G

Experience nano Vibes


Thank you for choosing the iSkin Vibes to help keep your beloved iPod nano 4G safe. The Vibes combines legendary iSkin protection with fashionable design and form-fitting, low-profile styling. Made with a flexible polymer, the Vibes is designed to deliver iPod nano 4G body protection without adding bulk, or altering its natural aesthetic beauty. Offered in your choice of seven stylish patterns, the Vibes also arrives with a clear Click Wheel film to help protect against scratches.

1 Prepare your iPod nano 4G



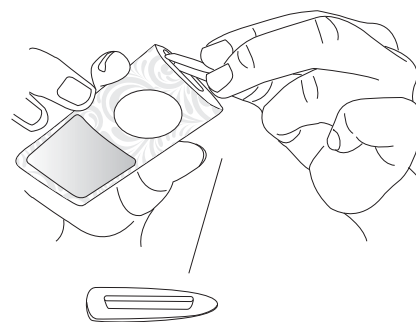
Gently and thoroughly clean your nano using a soft, lint-free cloth, and remove all surface dirt or oil. Also ensure that you wipe the screen to remove any small dust particles.

2 Placing the iPod nano 4G into the Vibes



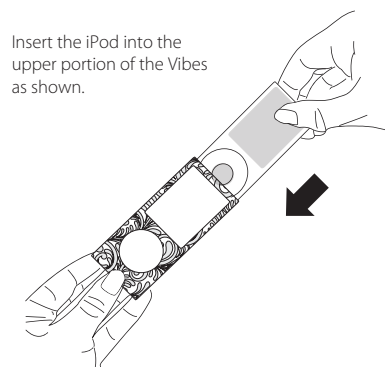
Click Wheel Film

Peel and apply the Click Wheel Film overtop the nano's Click Wheel to help prevent wear and tear, and to keep away dust, dirt and other damaging effects.



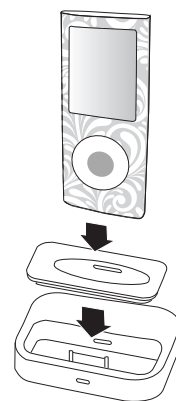
Port Protector

Insert the Port Protector and help guard your nano's vulnerable docking port from dust, dirt and moisture that could cause serious damage.



Insert the iPod into the upper portion of the Vibes as shown.


3 Dock Adapter



iSkin Dock Adapter

Easily connect to nano-related accessories that use the Apple Universal Dock with the included iSkin Dock Adapter.


4 Available in Seven Stylish Patterns



CROC




IVY



ORBITZ




CAMOUFLAGE



TAO



FLOWER POWER



ARGYLE