

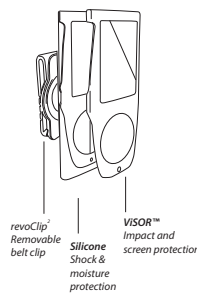
iSkin.com/Duonano5G/faq

English Español Français
简体中文 繁體中文 한국어 日本語

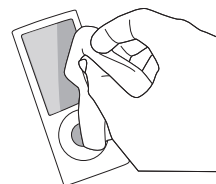


Experience iSkin Duo

Thank you for choosing the iSkin Duo to help keep your beloved iPod nano safe. The Duo combines legendary iSkin premium protection in a fashionable form-fitting design and features a scratch resistant screen ViSOR and removable rotary belt clip. Combined, they work to help protect against damage, while keeping a firm connection between you and your iPod.



1 Prepare your iPod nano



Before using the iSkin Duo, clean the iPod thoroughly with a soft, lint-free cloth to remove any surface dirt or oil. Doing so will allow the iSkin to better fit and protect the iPod over time.

Maintenance

For extended product life and usage, remove the iSkin Duo completely from the iPod and clip, and wash it with warm water infused with mild soap. Allow the iSkin Duo to thoroughly air dry before reinstalling it atop the iPod.

Important: wash/dry ONLY the iSkin Duo, not the iPod or clip.

Send us your feedback

We'd love to hear from you. Customer comments and suggestions are important elements in the development of future iSkin products.

Send your feedback to: feedback@iSkin.com

Notice to user:

iSkin Inc. shall not be responsible for any damage, including consequential damage caused by defective goods, personal injuries, property damage or consequential economic loss. iSkin does not guarantee suitability of its product for your application. Furthermore, iSkin Inc., shall not be responsible for any damage, loss of data, service, or otherwise caused to the iPod when used with this product.

2 What's inside the Box



Premium iSkin Silicone Duo iPod protectors



Durable screen ViSOR™ with anti-scratch



revoClip² removable rotary beltclip



Silicone Docking Port Protectors for iPod nano (5G)

1 Year Limited Warranty

iSkin Inc. warrants to the original purchaser that the product will be free from defects in materials and/or workmanship for the period of 1 Year. The warranty period commences on the date of purchase from the authorized reseller/retailer. Your original purchase invoice, showing the date of purchase of the product from the reseller/retailer is your proof of the date of purchase. This proof of purchase is mandatory for any warranty issues. iSkin Inc. at its option will repair or replace, at no charge, any part that iSkin Inc. determines to be defective.

This warranty shall not apply if the product has been damaged by abuse, misuse, negligence, accident, modification, tampering or by any other causes unrelated to defective materials and/or workmanship including acts of God. iSkin's warranty only covers product(s) made by iSkin and does not cover third party product(s) sold by other companies. iSkin acknowledges that with normal use of products made by iSkin, the purchased product(s) will provide satisfactory performance as specified by product performance literature.

Repair or replacement as provided under this warranty is iSkin's exclusive right. ANY APPLICABLE IMPLIED WARRANTIES, INCLUDING WARRANTIES OF MERCHANTABILITY AND FITNESS FOR A PARTICULAR PURPOSE ARE HEREBY LIMITED TO 365 DAYS FROM THE DATE OF PURCHASE AND ARE SUBJECT TO CONDITIONS SET FORTH IN THIS LIMITED WARRANTY. IN NO EVENT SHALL iSkin Inc. BE RESPONSIBLE FOR INCIDENTAL DAMAGES RESULTING FROM THE BREACH OF ANY EXPRESS OR IMPLIED WARRANTIES. This warranty gives you specific legal rights, and you may also have other legal rights, which vary from state to state, province to province, valid in the United States and Canada. Any shipping or other cost such as customs incurred costs, etc. from outside North America is the customers' responsibility.

Exclusions and Limitations

This Limited Warranty applies only to hardware product manufactured by iSkin Inc. that can be identified by the "iSkin" trademark, trade name, or logo affixed to it. This Limited Warranty does not apply to any non-iSkin products. This will include third party products packaged or sold with iSkin, any third party manufacturer may supply their own product warranty.

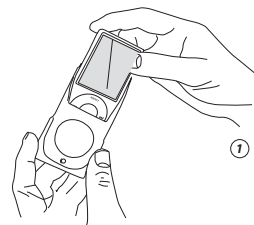
All inquiries with regards to the product warranty may be directed to: www.iSkin.com/warranty



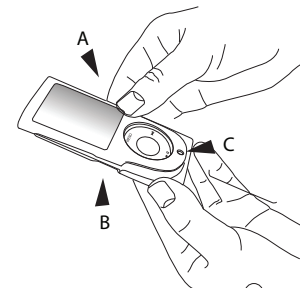
The iSkin word mark and logo are registered trademarks of iSkin Inc., registered in Canada, the United States and other countries. All Rights Reserved 2009. Apple, the Apple logo, and iPod are trademarks or registered trademarks of Apple Inc., registered in the U.S. and other countries. Other company and product names mentioned herein are trademarks of their respective companies.

Printed in China.

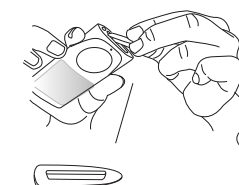
3 Installing



1 Insert the iPod nano into the iSkin through the screen opening as shown.



2 Attach the ViSOR to the face of the iPod, from top to bottom, as shown.



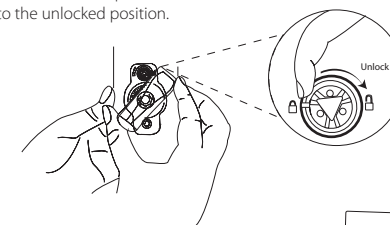
3 Snap to fit all points (A,B,C). Massage to a perfect fit ensuring that all edges are properly aligned.

Port Protector

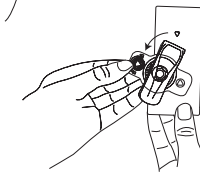
Insert the Port Protector and help guard your iPod's vulnerable docking port from dust, dirt and moisture that could cause serious damage.

4 Removing the revoClip²

1 Rotate the clip to access the Clip Lock. Turn the Clip Lock clockwise to the unlocked position.



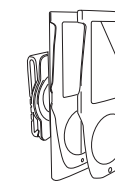
2 Lift and rotate to remove the clip from the pegs.



3 Remove the retainer disc from inside the silicone layer.



iSkin Duo



User Guide

for iPod nano 5G

Register your product today!

Register your product at iSkin.com/register today and get important product support and updates delivered straight to your email address. You can also send us feedback to help us improve our products and services.