

## About Microban® Antimicrobial Protection

The iSkin revo4 features built-in Microban® antimicrobial protection. Microban's globally trusted antimicrobial protection is used widely in a variety of consumer items, such as baby products, personal care products, food storage products, and more. Microban protection provides continuous antimicrobial cleaning action to inhibit the growth of bacteria, mold and mildew, which can cause deterioration of your product. iSkin is the only accessory manufacturer to offer its valued customers Microban protection.



## Send us Your Feedback

We'd love to hear from you. Customer comments and suggestions are important to the ongoing development of iSkin products.

Send your feedback to:  
[feedback@iSkin.com](mailto:feedback@iSkin.com)

## iSkin Lifetime Warranty Protection

**IMPORTANT**  
Register your product within thirty (30) days of purchase to activate this lifetime warranty. Unregistered products receive a standard one (1) Year warranty.

**[iSkin.com/lifetimewarranty](http://iSkin.com/lifetimewarranty)**

Lifetime warranty valid only in Canada and the USA. All other regions receive a standard one (1) year warranty.

### Notice to user:

iSkin Inc. shall not be responsible for any damage, including consequential damage caused by defective goods, personal injuries, property damage or consequential economic loss. iSkin does not guarantee suitability of its product for your application. Furthermore, iSkin Inc. shall not be responsible for any damage, loss of data, service, or otherwise caused to the iPhone when used with this product.



The iSkin word mark and logo are registered trademarks of iSkin Inc., registered in Canada, the United States and other countries. All Rights Reserved 2010. Apple, the Apple logo, and iPhone are trademarks or registered trademarks of Apple Inc. Other company and product names mentioned herein are trademarks of their respective companies.

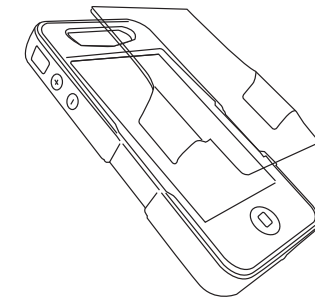
Printed in China

[iSkin.com/userguide](http://iSkin.com/userguide)

English Español Français  
简体中文 繁體中文 한국어 日本語



# iSkin.



revo<sup>4</sup>  
User's Guide

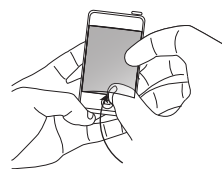


## Welcome

revo4 (for iPhone 4)

Thank you for choosing the iSkin revo4 to protect your beloved iPhone 4. The all new revo4 continues the award-winning tradition that goes above and beyond, with shock, moisture, impact protection and VISOR™ screen shield. Its precision engineering and stylish design, coupled with iSkin fit and finish make it the best protection for an iPhone!

### 1 Prepare your iPhone

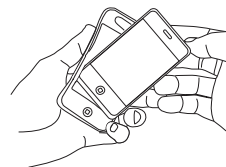


For optimal fit and performance, it may be necessary to remove any previously applied screen/body films from the iPhone prior to using the iSkin revo4.

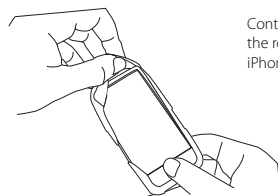


Gently and thoroughly clean your iPhone using a soft, lint-free cloth, and remove all surface dirt or oil. Also ensure that you wipe the screen to remove any small dust particles.


### 2 Placing the iPhone into the revo4



Insert the iPhone into the lower portion of the revo4, as shown.



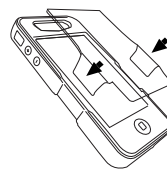
Continue the installation by lifting the remaining sides over the iPhone until fully covered.



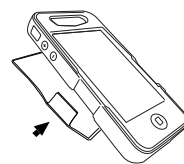
If necessary, massage the revo4 to align with all buttons and corners of the iPhone.

### 3 Using the VISOR™

The iSkin revo4 includes a unique hard plastic VISOR that provides effective impact protection for your iPhone's vulnerable glass screen. It's designed to be used when your iPhone is placed in a bag or not in use. The VISOR snaps securely over the front of the iPhone to provide effective screen protection. When not in use, it conveniently snaps to the rear, blending seamlessly into the revo4.



To install the VISOR, place over top of the iPhone's screen allowing the two tabs on its side to lock with the iSkin revo4.



To stow the VISOR, simply snap to the rear allowing the two tabs on its side to lock with the iSkin revo4.

**Note:** The VISOR is for protection only and does not allow for touch-through functionality.

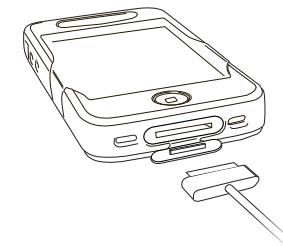
### 4 Cleaning

Over time, tiny particles may find their way in between the iSkin and the iPhone. It is recommended that you completely remove the iPhone and rinse only the iSkin with warm or hot water to remove any buildup. **Dry the iSkin thoroughly before reinserting the iPhone.** In addition, wipe your phone using a Microfiber Cloth to remove any surface dirt before reinserting it into the iSkin revo4.

Repeating this process every so often will help keep your iPhone looking great over time.

### 5 Integrated Dock Connector Protector

The iSkin revo4 features an integrated iPhone dock connector protector that seals to protect it from harmful particles or moisture. It is recommended you always keep your iPhone's charging port sealed to avoid accidental damage.



### 6 FAQ's

Q. What is the iSkin revo4 made with?

A. *The revo4 is made with pure hypoallergenic GE/Toshiba silicone that does not contain phthalates, lead or BPA's, making it a safe option for everyday consumer use.*

Q. Will the iSkin revo4 help with the iPhone 4's antenna reception?

A. *The iSkin revo4 does help to improve reception by creating an insulated barrier between the iPhone 4's antenna and your hands, thus improving reception performance.*

Q. Why is there no screen film included with the iSkin revo4?

A. *Apple has done an excellent job with the iPhone 4's new retina display screen. Some screen films also tend to cause a reduction in the clarity of the iPhone's display as well as inhibit the benefit of the oleophobic coating which reduces oil smears caused by your fingers and face. Screen films also do very little to effectively protecting your iPhone's screen.*

Q. How thick is the iSkin revo4?

A. *On average, the iSkin revo4 adds a mere 2.0mm of surface to the iPhone 4, giving ample protection without bulk that works to keep your iPhone looking great!*

Learn more about your iSkin revo4 at: [www.iSkin.com](http://www.iSkin.com)