

iSkin.com/iPadDuo/faq

English Español Français
简体中文 繁體中文 한국어 日本語



Limited Warranty

iSkin Inc. warrants to the original purchaser that the product will be free from defects in materials and/or workmanship for the period of one year. The warranty period commences on the date of purchase from the authorized reseller/retailer. Your original purchase invoice, showing the date of purchase of the product from the reseller/retailer is your proof of the date of purchase. This proof of purchase is mandatory for any warranty issues. iSkin Inc. at its option will repair or replace, at no charge, any part that iSkin Inc. determines to be defective.

This warranty shall not apply if the product has been damaged by abuse, misuse, negligence, accident, modification, tampering or by any other causes unrelated to defective materials and/or workmanship including acts of God. iSkin Inc.'s warranty only covers product(s) made by iSkin Inc. and does not cover third party product(s) sold by other companies. iSkin Inc. acknowledges that with normal use of products made by iSkin Inc., the purchased product(s) will provide satisfactory performance as specified by product performance literature.

Repair or replacement as provided under this warranty is iSkin Inc.'s exclusive right. ANY APPLICABLE IMPLIED WARRANTIES, INCLUDING WARRANTIES OR MERCHANTABILITY AND FITNESS FOR A PARTICULAR PURPOSE ARE HEREBY LIMITED TO 365 DAYS FROM THE DATE OF PURCHASE AND ARE SUBJECT TO CONDITIONS SET FORTH IN THIS LIMITED WARRANTY. IN NO EVENT SHALL ISKIN INC BE RESPONSIBLE FOR INCIDENTAL DAMAGES RESULTING FROM THE BREACH OF ANY EXPRESS OR IMPLIED WARRANTIES. This warranty gives you specific legal rights, and you may also have other legal rights, which vary from state to state, province to province, valid in the United States and Canada. Any shipping or other cost such as customs incurred costs, etc. from outside North America is the customer's responsibility.

Exclusions and Limitations

This Limited Warranty applies only to hardware product manufactured by iSkin Inc. that can be identified by the "iSkin" trademark, trade name, or logo affixed to it. This Limited Warranty does not apply to any non-iSkin products. This will include third party products packaged or sold with iSkin, any third party manufacturer may supply their own product warranty.

All inquiries with regards to the product warranty may be directed to: www.iSkin.com/warranty

About Microban® Antimicrobial Protection

Through normal everyday use, your iPad— just like any other digital product or device — can attract and contain substantial amounts of bacteria. Fortunately, the iPad Duo's premium polymer material features built-in Microban antimicrobial product protection to inhibit the growth of bacteria that can cause odors and stains for the life of the product. iSkin is the first silicone protector company to offer its valued customers Microban protection.



The iSkin word mark and logo are registered trademarks of iSkin Inc., registered in Canada, the United States and other countries. All Rights Reserved 2010. Apple, the Apple logo, and iPad are trademarks or registered trademarks of Apple Inc. Other company and product names mentioned herein are trademarks of their respective companies.

Printed in China



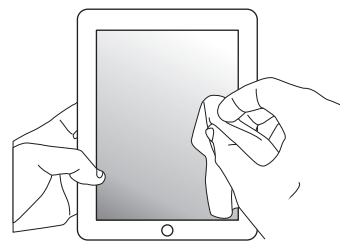
User's Guide



Enjoy iSkin Vu for iPad®

Thank you for choosing the iSkin Vu to help keep your beloved iPad safe. The iSkin Vu combines legendary iSkin fit and finish, innovative design and fashion style for the most effective and attractive protective solution. It also features Microban® antimicrobial protection to help inhibit the growth of odor and stain causing bacteria on the product.

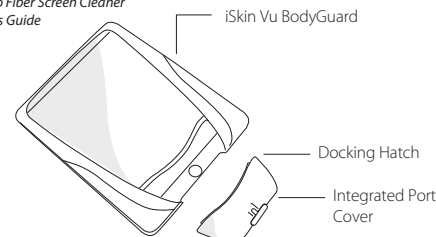
1 Prepare your iPad



Gently and thoroughly clean your iPad using the LCD Cleaning Wipe or lint-free cloth to remove all surface dirt or oil. Also ensure that you wipe the screen to remove any small dust particles.

2 What's in the Box


- iSkin Vu
- Cleaning Wipe
- Micro Fiber Screen Cleaner
- User's Guide



2 Installation



Starting at one corner, insert the iPad into the iSkin Vu as shown.

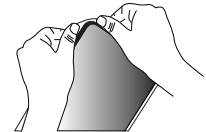


Then insert the opposite corner ensuring that the entire bottom edge of the iPad is securely fitted and aligned into the iSkin Vu.


3 Installation cont'd..



Starting at one end, lift the edges of the iSkin Vu over the iPad on all remaining sides.



Stretch and lift all corners over the iPad until completely covered and aligned.



Massage to align for the perfect fit.

Note: The iSkin Vu features recessed volume and power buttons that help to prevent accidentally pressing while rotating and using the iPad.

4 Inserting the Docking Hatch



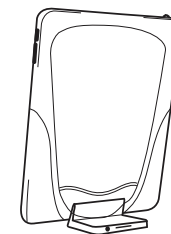
Insert one end of the hatch and align with the grooves.



Hold the inserted side and simply push to insert and lock the opposite side.

To remove the hatch, simply use you thumb and separate the part from the main body.

3 Designed for docking



The iSkin Vu is designed to dock with the Apple iPad Keyboard and standard dock.



Send us your feedback

We'd love to hear from you. Customer comments and suggestions are important to the development of future iSkin products.

Send your feedback to: feedback@iSkin.com

See Warranty Information on reverse. See iSkin.com for details.

Notice to user:

iSkin Inc. shall not be responsible for any damage, including consequential damage caused by defective goods, personal injuries, property damage or consequential economic loss. iSkin does not guarantee suitability of its product for your application. Furthermore, iSkin Inc., shall not be responsible for any damage, loss of data, service, or otherwise caused to the iPad when used with this product.

Register your product today!

Register your product at iSkin.com/register today and get important product support and updates delivered straight to your email address. You can also send us feedback to help us improve our products and services.