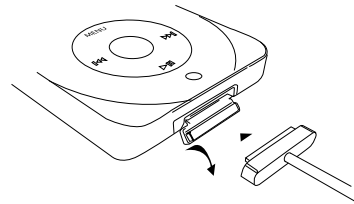


## 5 Port Cover

Flip cover to access the docking /charging port connector. Keep the port cover securely fastened to protect the iPod's docking port against moisture and dirt.



### Get the FAQ's

Visit [iSkin.com](http://iSkin.com) to learn how to use the evo<sup>3</sup> classic+ iPod with the Apple Universal Dock and other useful FAQ's.

### Notice to user:

iSkin Inc. shall not be responsible for any damage, including consequential damage caused by defective goods, personal injuries, property damage or consequential economic loss. iSkin does not guarantee suitability of its product for your application. Furthermore, iSkin Inc., shall not be responsible for any damage, loss of data, service, or otherwise caused to the iPod when used with this product.

## Maintenance

For extended care, remove the iPod and clip from the iSkin and wash only the iSkin with warm water and a mild soap detergent. Air dry thoroughly before reinserting the iPod back into the iSkin.

## Send us your feedback

We'd love to hear from you. Customer comments and suggestions are important elements in the development of future iSkin products.

Send your feedback to: [feedback@iSkin.com](mailto:feedback@iSkin.com)

For FAQs regarding this product, visit us online at [iSkin.com](http://iSkin.com)



The iSkin word mark and logo are registered trademarks of iSkin Inc., registered in Canada, the United States and other countries. All Rights Reserved 2007. iPod is a trademark or registered trademark of Apple Inc.

## 1 Year Limited Warranty

iSkin Inc. warrants to the original purchaser that the product will be free from defects in materials and/or workmanship for the period of 1 Year. The warranty period commences on the date of purchase from the authorized reseller/retailer. Your original purchase invoice, showing the date of purchase of the product from the reseller/retailer is your proof of the date of purchase. This proof of purchase is mandatory for any warranty issues. iSkin Inc. at its option will repair or replace, at no charge, any part that iSkin Inc. determines to be defective.

This warranty shall not apply if the product has been damaged by abuse, misuse, negligence, accident, modification, tampering or by any other causes unrelated to defective materials and/or workmanship including acts of God. iSkin's warranty only covers product(s) made by iSkin and does not cover third party product(s) sold by other companies. iSkin acknowledges that with normal use of products made by iSkin, the purchased product(s) will provide satisfactory performance as specified by product performance literature.

Repair or replacement as provided under this warranty is iSkin's exclusive right. ANY APPLICABLE IMPLIED WARRANTIES, INCLUDING WARRANTIES OR MERCHANTABILITY AND FITNESS FOR A PARTICULAR PURPOSE ARE HEREBY LIMITED TO 365 DAYS FROM THE DATE OF PURCHASE AND ARE SUBJECT TO CONDITIONS SET FORTH IN THIS LIMITED WARRANTY. IN NO EVENT SHALL iSkin Inc. BE RESPONSIBLE FOR INCIDENTAL DAMAGES RESULTING FROM THE BREACH OF ANY EXPRESS OR IMPLIED WARRANTIES. This warranty gives you specific legal rights, and you may also have other legal rights, which vary from state to state, province to province, valid in the United States and Canada. Any shipping or other cost such as customs incurred costs, etc. from outside North America is the customers' responsibility.

### Exclusions and Limitations

This Limited Warranty applies only to hardware product manufactured by iSkin Inc. that can be identified by the "iSkin" trademark, trade name, or logo affixed to it. This Limited Warranty does not apply to any non-iSkin products. This will include third party products packaged or sold with iSkin, any third party manufacturer may supply their own product warranty.

All inquiries with regards to the product warranty may be directed to: [www.iSkin.com/warranty](http://www.iSkin.com/warranty)

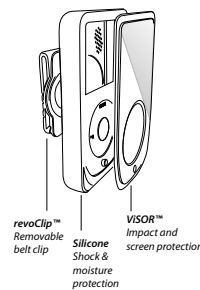
iSkin  
evo<sup>3</sup>  
classic

## User's Guide

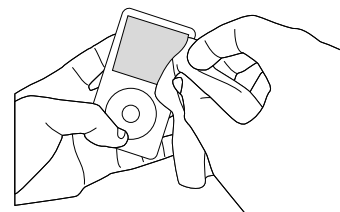
for  
iPod  
classic

## Experience evo<sup>3</sup> classic

The award winning evo<sup>3</sup> is back. Re-engineered to fully encapsulate and protect the iPod classic, the evo<sup>3</sup> classic features a premium silicone protector, a scratch resistant screen ViSOR and a removable rotary belt clip. Together, they work to help protect the iPod against surface damage, while keeping a firm connection between you and your iPod.

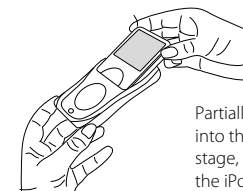


## 1 Prepare your iPod



Before using the evo<sup>3</sup> classic, clean the iPod thoroughly with a soft, lint-free cloth to remove any surface dirt or oil. Doing so will allow the iSkin to better fit and protect the iPod over time.

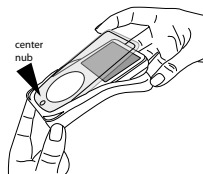
## 2 Placing the iPod into the evo<sup>3</sup> classic



Partially insert the iPod classic into the iSkin as shown. At this stage, leave the top portion of the iPod uncovered.

## 3 Inserting the ViSOR

1 Insert the ViSOR as shown into the lower groove of the iSkin and lock it into place over the center nub located below the clickwheel area.



2 Lift the edges of the evo<sup>3</sup> so that the ViSOR is properly fitted into the grooves to secure it.



## Inserting the ViSOR

cont'd..



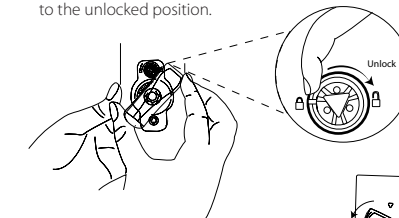
3 Lift the top of the iSkin over the rest of the iPod and insert the ViSOR into the grooves to secure it.



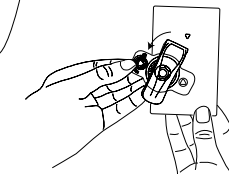
4 Massage to a perfect fit ensuring that all edges are properly aligned and that the ViSOR is properly secured.

## 4 Removing the revoClip

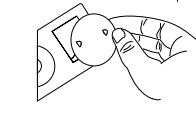
1 Rotate the clip to access the Clip Lock. Turn the Clip Lock clockwise to the unlocked position.



2 Lift and rotate to remove the clip from the pegs on the clip retainer disc.



3 Remove the retainer disc from inside the silicone layer.



4 Replace the plastic retainer disc with the included soft silicone retainer disc to help keep dust from entering the iSkin.

