

iSkin.com/BoldVibes/faq

English Español Français  
简体中文 繁體中文 한국어 日本語



### Register your product today!

Register your product at [iSkin.com/register](http://iSkin.com/register) today and get important product support and updates delivered straight to your email address. You can also send us feedback to help us improve our products and services.

### Limited Warranty

iSkin Inc. warrants to the original purchaser that the product will be free from defects in materials and/or workmanship for the period of 1 Year. The warranty period commences on the date of purchase from the authorized reseller/retailer. Your original purchase invoice, showing the date of purchase of the product from the reseller/retailer is your proof of the date of purchase. This proof of purchase is mandatory for any warranty issues. iSkin Inc. at its option will repair or replace, at no charge, any part that iSkin Inc. determines to be defective.

This warranty shall not apply if the product has been damaged by abuse, misuse, negligence, accident, modification, tampering or by any other causes unrelated to defective materials and/or workmanship including acts of God. iSkin's warranty only covers product(s) made by iSkin and does not cover third party product(s) sold by other companies. iSkin acknowledges that with normal use of products made by iSkin, the purchased product(s) will provide satisfactory performance as specified by product performance literature.

Repair or replacement as provided under this warranty is iSkin's exclusive right. ANY APPLICABLE IMPLIED WARRANTIES, INCLUDING WARRANTIES OR MERCHANTABILITY AND FITNESS FOR A PARTICULAR PURPOSE ARE HEREBY LIMITED TO 365 DAYS FROM THE DATE OF PURCHASE AND ARE SUBJECT TO CONDITIONS SET FORTH IN THIS LIMITED WARRANTY. IN NO EVENT SHALL iSkin Inc. BE RESPONSIBLE FOR

### Limited Warranty Cont'd...

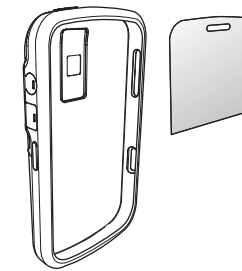
INCIDENTAL DAMAGES RESULTING FROM THE BREACH OF ANY EXPRESS OR IMPLIED WARRANTIES. This warranty gives you specific legal rights, and you may also have other legal rights, which vary from state to state, province to province, valid in the United States and Canada. Any shipping or other cost such as customs incurred costs, etc. from outside North America is the customers' responsibility.

All inquiries with regards to the product warranty may be directed to: [www.iSkin.com/warranty](http://www.iSkin.com/warranty)



The iSkin word mark and logo are registered trademarks of iSkin Inc., registered in Canada, the United States and other countries. All Rights Reserved 2009. The Trademark BlackBerry® Bold™ is owned by Research In Motion Limited and is registered in the United States and may be pending or registered in other countries. iSkin Inc. is not endorsed, sponsored, affiliated with or otherwise authorized by Research In Motion Limited. \*MICROBAN is a trademark of Microban Products Company. Other company and product names mentioned herein are trademarks of their respective companies.

iSkin  
Vibes



User Guide


For

BlackBerry®  
Bold™

### Experience Vibes

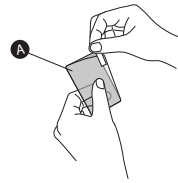
Thank you for choosing the iSkin Vibes to help keep your beloved BlackBerry® Bold™ safe. The Vibes combines legendary iSkin protection with fashionable design and form-fitting, low-profile styling. Made from a flexible polymer, the Vibes is designed to offer BlackBerry Bold body protection without adding bulk or altering its aesthetic qualities. The Vibes also includes a screen film to help protect against screen scratches.

### 1 Prepare your BlackBerry® Bold™



Gently and thoroughly clean your BlackBerry Bold using a soft, lint-free cloth, and remove all surface dirt or oil. Also ensure that you wipe the screen to remove any small dust particles.

### 2 Installing the Screen Protector

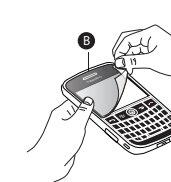


1 For best results, ensure your BlackBerry Bold screen is free of dust particles and other impurities.

Peel away the plastic on "Side A" of the Screen Protector and reveal its tacking side.



2 With "Side A" (the tacking side) facing the BlackBerry Bold, evenly apply the Screen Protector. Rub the Screen Protector gently, from side to side, in order to remove any air pockets that may have formed during installation.



3 Once the Screen Protector is firmly in place, peel away the plastic on "Side B" of the Screen Protector (the side facing up). This completes the installation of the Screen Protector.

The included Screen Protector does not use adhesives, and can be removed anytime without leaving residue on the BlackBerry Bold.


### 3 Placing the BlackBerry® Bold™ into the Vibes



Turn the BlackBerry Bold off. Insert the BlackBerry Bold into the lower portion of the Vibes as shown.



Stretch the Vibes over the top of the BlackBerry Bold from the right corner (1) and then the left (2) until perfectly fitted.



Massage the Vibes to a perfect fit, aligning all edges, controls and openings.

### 4 About Microban®\* Antimicrobial Protection

The Vibes' premium flexible and durable soft material features built-in Microban antimicrobial protection. Microban's globally trusted antimicrobial protection is used in a variety of consumer items, such as baby products, personal care products, food storage products, and more. Microban protection provides a continuous antimicrobial cleaning action to inhibit the growth of bacteria, which can cause deterioration of your Vibes.



www.microban.com

### Send us your feedback

We'd love to hear from you. Customer comments and suggestions are important to the development of future iSkin products.

Send your feedback to: [feedback@iSkin.com](mailto:feedback@iSkin.com)

See Warranty Information on reverse. See [iSkin.com](http://iSkin.com) for details.

### Notice to user:

iSkin Inc. shall not be responsible for any damage, including consequential damage caused by defective goods, personal injuries, property damage or consequential economic loss. iSkin does not guarantee suitability of its product for your application. Furthermore, iSkin Inc., shall not be responsible for any damage, loss of data, service, or otherwise caused to the Bold when used with this product.